

Table of Contents

My Notes.....	1
Journal Entries.....	13
Music Staff Paper.....	23
The Orchestra.....	29
How Can I Talk about Music?.....	30
Making It Better.....	31
Some of the Ways to Develop a Melody.....	33
Recorder Notes.....	34
Recorder Songs.....	35
My Musical Dictionary.....	36
Music I Listen to.....	40
My Visits to the New York Philharmonic.....	41
Write a Letter.....	42
Unit 1: What Is an Orchestra?.....	43
Unit 2: Rhythm.....	44
Unit 3: Melody.....	45
Unit 4: Dynamics.....	47
Unit 5: Musical Layers.....	48
Unit 6: Level Review and Final Project Preparation.....	49

My Notes

A series of horizontal dotted lines for writing notes.

Journal Entry

Journal Entry

Journal Entry



Journal Entry


Journal Entry

Journal Entry

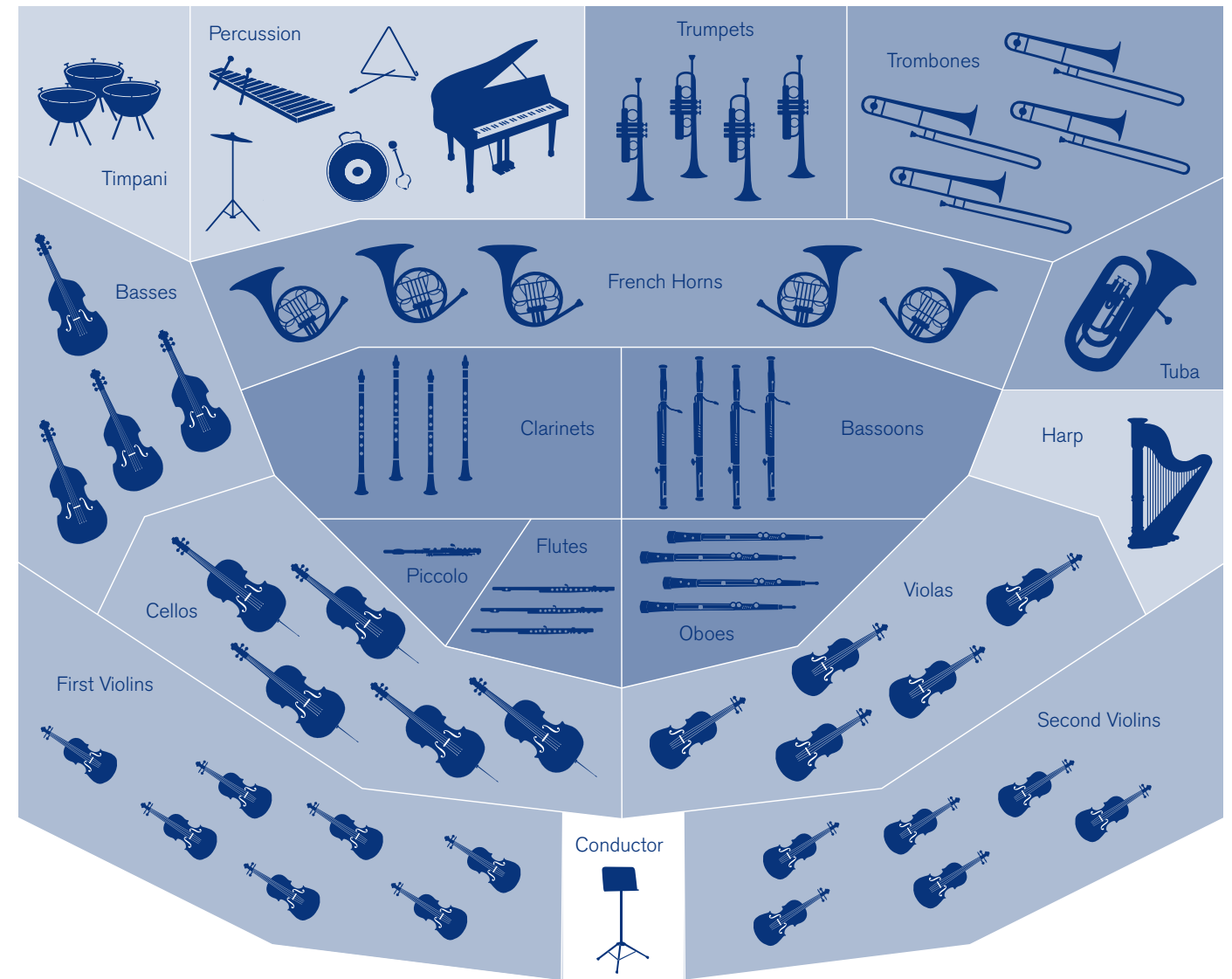
Journal Entry

Journal Entry





The Orchestra



■ Percussion ■ Strings ■ Brass ■ Woodwinds

How Can I Talk about Music?

“When I hear it makes me feel”

“I think of when the music goes”

“One part sounds, but another sounds”

“I would describe the whole piece as, because”

“I like how the composer”

“I think the composer is trying to”

“At first I thought when I heard, but then...”

Sing back: “When the music goes ”

Sequence: “First I hear, then I hear, and finally”

Make a connection: “This reminds me of, because I hear”

When the music is it is like
(e.g., the pattern we used in our writing).

Other notes:
.....
.....
.....
.....
.....

Making It Better

Our focus:

What I did well:	What WE did well:
What I can do better:	What WE can do better:

Our focus:

What I did well:	What WE did well:
What I can do better:	What WE can do better:

Making It Better

Our focus:

What I did well:	What WE did well:
What I can do better:	What WE can do better:

Our focus:

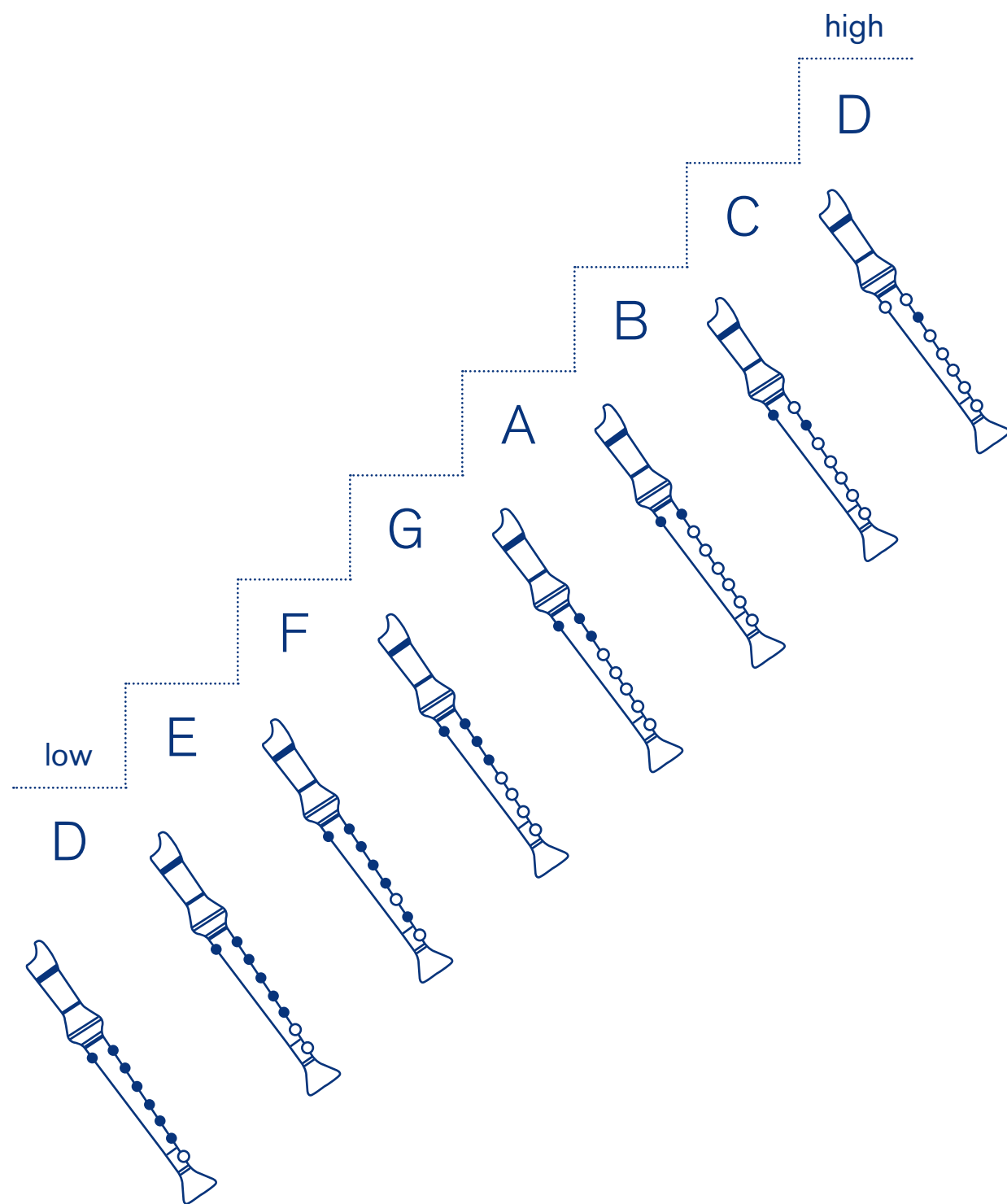
What I did well:	What WE did well:
What I can do better:	What WE can do better:

Some Ways to Develop a Melody

BCBAG could turn into:

Backwards:	GABCB
Make some notes longer (or shorter):	B...CB...AG.....
Add notes:	BADCBAG
Add rests:	B ♯CB ♯♯A ♯G
Make a sequence:	Start a note higher: CDCBA Or Lower: ABAGE
Use repetition:	BCB...BCB...AGA... AAGGAA...

Recorder Notes




Recorder Songs

Hot Cross Buns




Rain, Rain, Go Away




Ode to Joy

Beethoven



My Musical Dictionary



Word	Definition
Accent
Beat
Cadenza
Conduct
Conductor
Compose
Composer
Crescendo
Diminuendo
Dissonance
Dynamics
Fanfare
Form
Harmony
Improvisation
Inspiration
Jazz

Word	Definition
Legato
Melody
Minuet
Motive
Musical Layering
Orchestra
Orchestration
Pitch
Pizzicato
Rhapsody
Rhythm
Rondo Form
Staccato
Syncopation
Tempo
Ternary Form
Timbre
Theme
Trill
Variation

Unit 2 | Rhythm

Use these beats to fill in your own notes. Your Teaching Artist will help you experiment with putting different rhythms with each beat.

Example:

A	BB	G
1	2	3	4

1 $\frac{4}{4}$

1	2	3	4	1	2	3	4	1	2	3	4
---	---	---	---	---	---	---	---	---	---	---	---

2 $\frac{3}{4}$

1	2	3	1	2	3	1	2	3
---	---	---	---	---	---	---	---	---

3 $\frac{2}{4}$

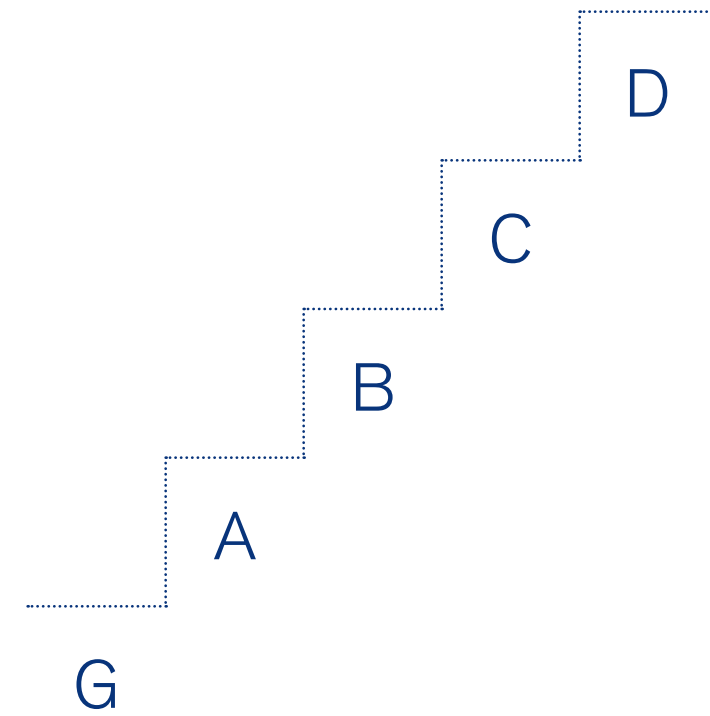
1	2	1	2	1	2	1	2
---	---	---	---	---	---	---	---

Some words to help describe rhythm:

- | | | |
|-----------|-----------|-------------|
| Bumpy | Jumpy | Relaxing |
| Steady | Dancing | Energy |
| Irregular | Thumping | Tempo/Speed |
| Beat | Hard | Time |
| Pattern | Repeating | |
| Moving | Rest | |

Unit 3 | Melody

Pitch Staircase



.....

Ode to Joy

Beethoven

B B C D D C B A G G A B B A A
Joy - ful, joy - ful, lift your voi - ces, high for all to hear our song ____

B B C D D C B A G G A B A G G
Hearts and hands cross sea and land in peace and love for ev' - ry one. ____

Unit 3 Melody

Simple Gifts


Traditional Shaker melody

C C F F G A F A B \flat C C B \flat A G F G G G F
 'Tis the gift to be sim-ple, 'tis the gift to be free 'tis the gift to come down
 G A G E C C F E F G A G G A B \flat C C
 where you ought to be And when we find our-selves in the place just right we'll
 G G A G G G G F E F C A G
 be in the val-ley of love and de-light When true sim-
 A B \flat A G F G A A B \flat C A G G A G C
 pli-ci-ty is gained to bow and to bend we shan't be a-shamed To
 F F G A A B \flat C B \flat A G G A A G F F F
 turn, turn will be our de-light 'till by turn-ing, turn-ing we come round right

Unit 4 Dynamics

pp = PIANISSIMO p = PIANO mp = MEZZO PIANO mf = MEZZO FORTE f = FORTE ff = FORTISSIMO

Very Soft Soft Medium Soft Medium Loud Loud Very Loud



You can draw the dynamics of Beethoven's Thunderstorm here:

Unit 5 | Musical Layers

Use this picture to brainstorm and label all the sounds you might hear in a rain forest:



.....

.....

.....

.....

.....

.....

.....

.....

.....

.....

Listening to Beethoven's Symphony No. 7

How would you describe the instruments? Melodies? Rhythms?

Something I hear up high:

Something I hear in the middle:

Something I hear happening on the bottom:

Unit 6 | Level Review and Final Project Preparation

Which were your favorites pieces we studied this year? Why?

.....

.....

.....

.....

Which activities did we do that were particularly fun? Why?

.....

.....

.....

.....

What are the important things that you learned about music this year?

.....

.....

.....

.....

What other Philharmonic moments this year really stick out in your memory?

.....

.....

.....

.....

